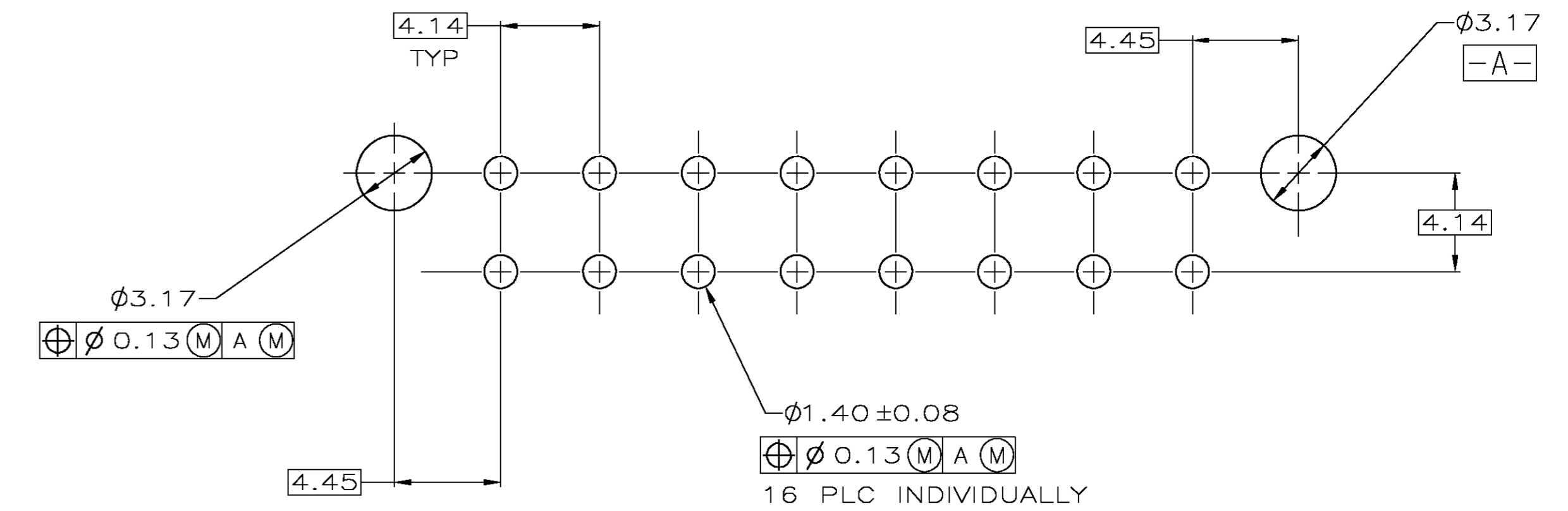
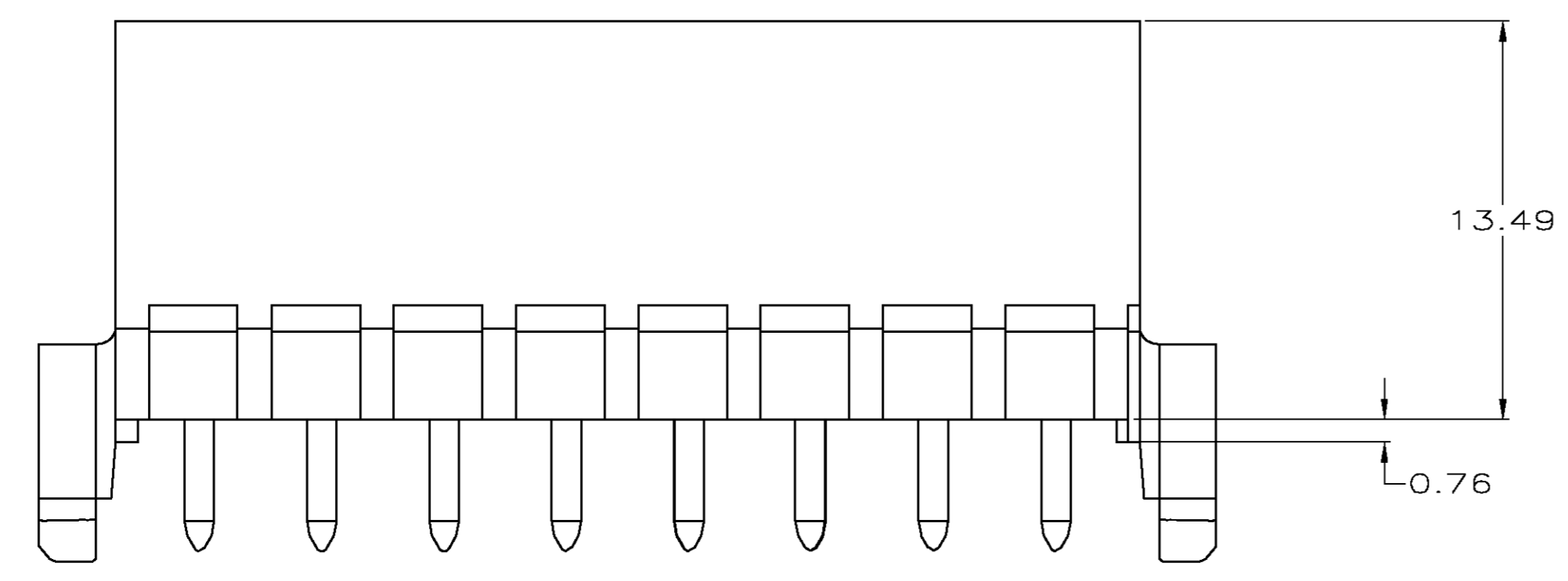
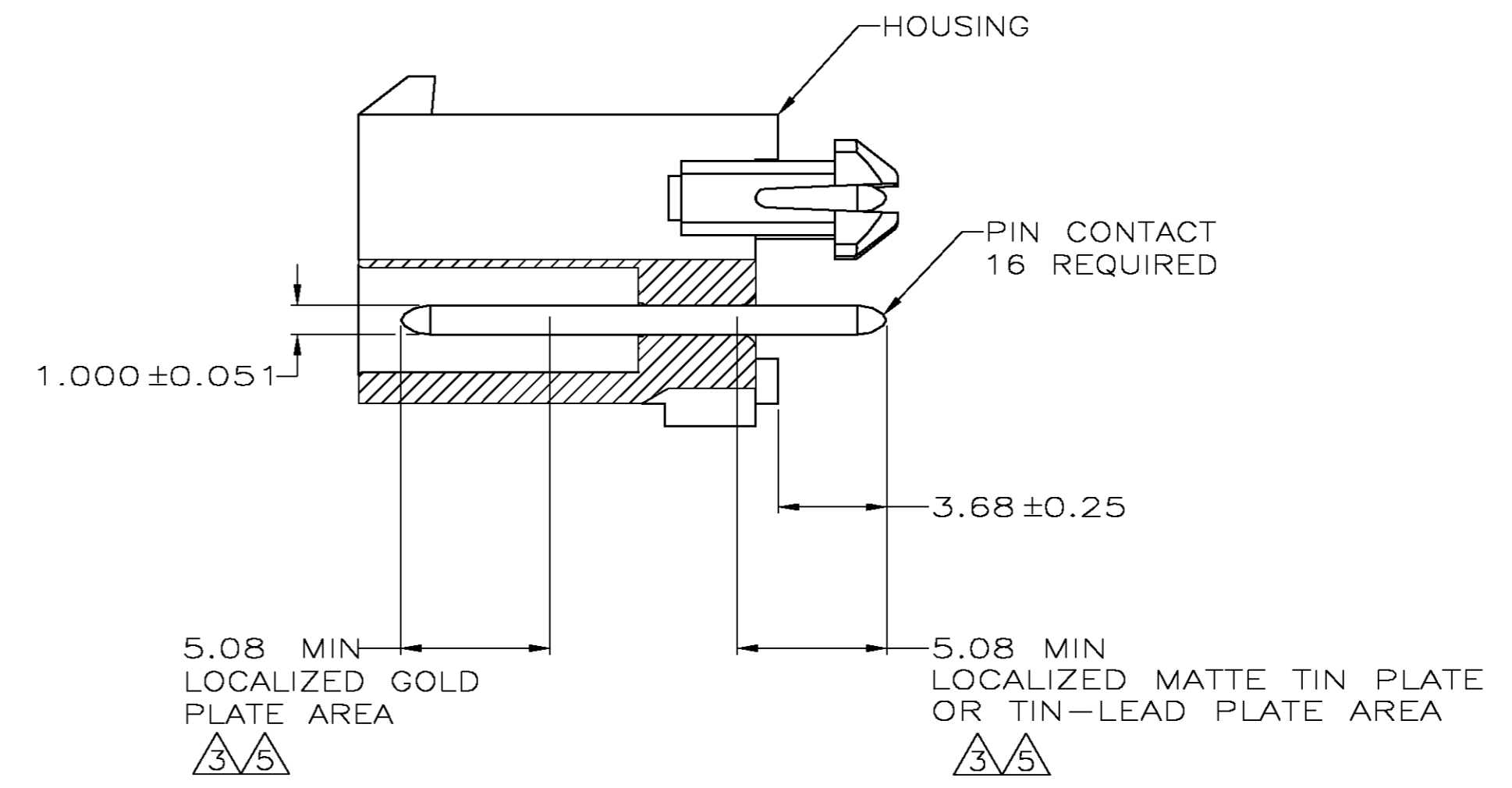
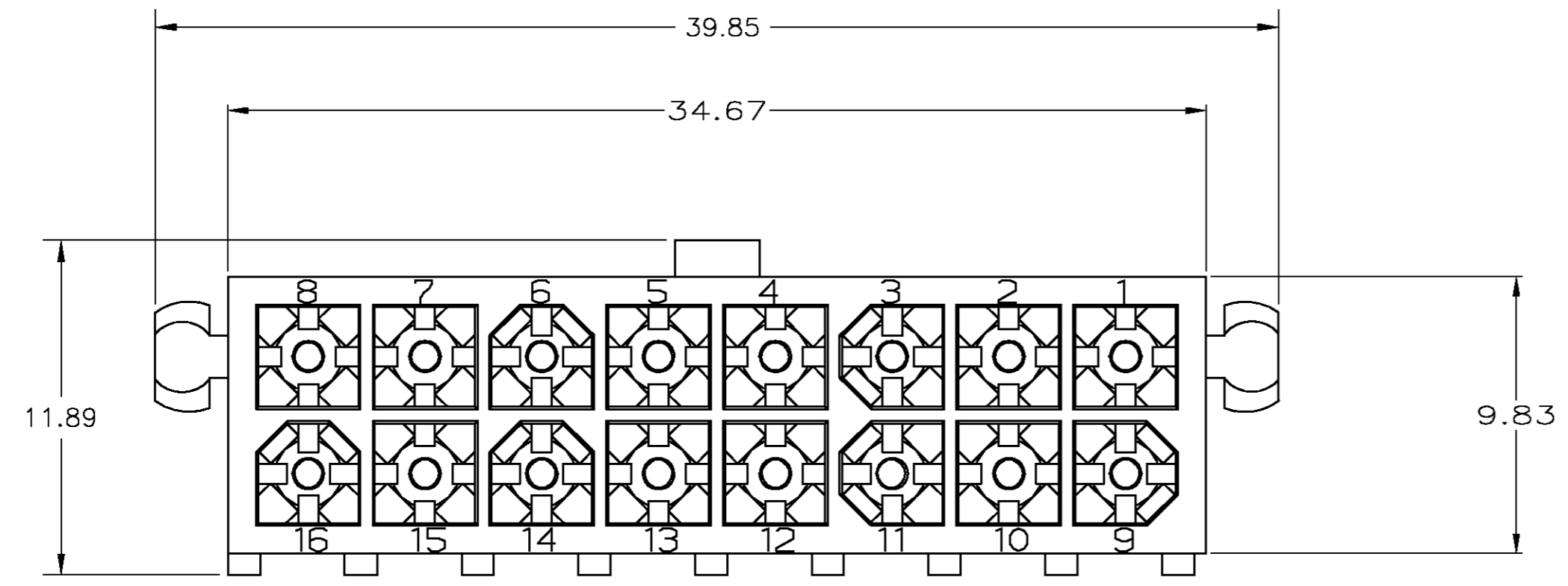
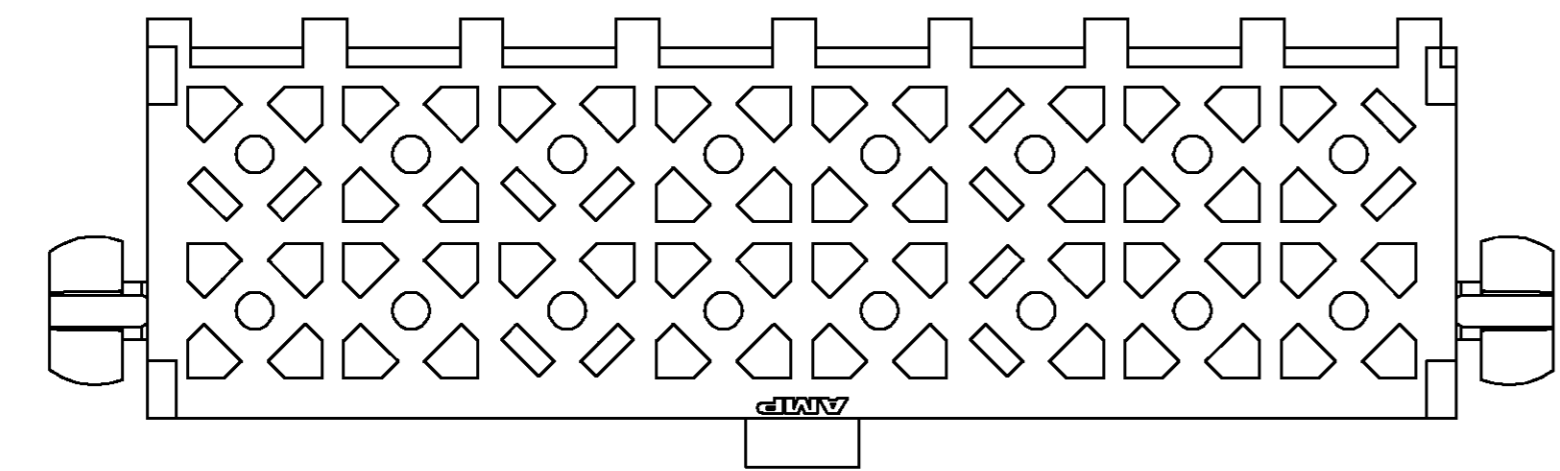


LOC		DIST		REVISIONS			
F	LTR	DESCRIPTION	DATE	DRN	APPD		
E		REVISED PER 0638-0211-05	6/9/05	SS	RJ		

- PINS TO COMPLY WITH AMP SOLDERABILITY SPEC. 108-11-3.
- 0.00381 MIN MATTE TIN LEAD OVER 0.00127 MIN NICKEL.
- 0.00076 MIN GOLD PLATE IN THE LOCALIZED PLATE AREA, 0.00381 MATTE TIN LEAD IN THE LOCALIZED PLATE AREA, BOTH OVER 0.00127 MIN NICKEL.
- 0.00381 MIN MATTE TIN OVER 0.00127 MIN NICKEL.
- 0.00076 MIN GOLD PLATE IN THE LOCALIZED PLATE AREA, 0.00381 MATTE TIN IN THE LOCALIZED PLATE AREA, BOTH OVER 0.00127 MIN NICKEL.



RECOMMENDED MOUNTING HOLE PATTERN FOR 1.57 THICK P.C. BOARD



MATERIAL	FINISH	MATERIAL	COLOR	PART NO.
BRASS, GOLD	5	NYLON, UL94V-0	WHITE	1-794068-1
BRASS, TIN	4	NYLON, UL94V-0	WHITE	1-794068-0
BRASS, GOLD	3	NYLON, UL94V-0	WHITE	794068-2
BRASS, TIN-LEAD	2	NYLON, UL94V-0	WHITE	794068-1

THIS DRAWING IS A CONTROLLED DOCUMENT.

DIMENSIONS: mm TOLERANCES UNLESS OTHERWISE SPECIFIED: 0 PLC ± - 1 PLC ± - 2 PLC ± 0.13 3 PLC ± - 4 PLC ± - ANGLES ± - FINISH -	DWG: S CARPENTER 09JUN05 CHK: R JONES 29JUL2003 APP'D: R JONES 29JUL2003 PRODUCT SPEC: - APPLICATION SPEC: - WEIGHT: -	Tyco Electronics Corporation Harrisburg, Pa 17105-3608 NAME: R JONES SIZE: A1 CAGE CODE: 00779 DRAWING NO: C=794068 SCALE: 5:1 SHEET: 1 OF 1 REV: E
--	---	---

HEADER ASSEMBLY, 16 CKT, DOUBLE ROW VERTICAL, MINI UNIVERSAL MATE-N-LOK